



AMALFI MOSAICS

Luxurious | Elegant | Stylish

GLASS SWIMMING POOL TILES ARE CONSIDERED THE PREMIUM OF ALL FINISHES THANKS TO THEIR RESILIENCE AND MESMERISING AESTHETICS. BEST OF ALL THEY HAVE THE ABILITY TO MANIPULATE AND MAGNIFY LIGHT.

Amalfi Mosaic's glossy appearance make the most of water's reflective properties and are adored for their upscale glamour and luxury finish. They have an appealing illuminance, silky smooth finish, and are vibrant in their apparent colour. Their appearance will compliment the look of your water and will not fade or discolour with age.

Fully tiled pools are the easiest to maintain, they're are the longest wearing, and are superior for their outright durability. Once tiled, the lining of your pool should never have to be replaced.

Our high quality and durable crystal and melted glass tiles, are frost proof, resistant to fading, non discolouring and chemically immune. They are non porous, so they will never stain and are impervious to water. The Amalfi tile range has been specifically manufactured and selected due to their quality materials sourced from our exclusive manufacturer.



MANUFACTURING PROCESS

Amalfi Crystal Glass Mosaics are manufactured with what is called a 'fusing process'. This method sees a flat sheet of floating glass with exceptional durability cut into individual pieces. A selected colour is added to the glass either top or base, then a treated coating is wrapped to protect the colour. This method increases the resistance to abrasion and is sealed within the tile by the firing process. This ensures the colour is fused within the glass, allowing for a translucent colour visible through the entire tile.

Amalfi melted glass mosaics are made from 'sintered' glass. This is a process that's produced from pressed glass powder that becomes a dye, and is then heated until all particles fuse together. The liquefied glass is then poured into moulds and set as a complete tile.

Amalfi Mosaics are fully compliant with all Australian Standards. This is to ensure that the tensile adhesion strength is of the highest quality once a tile is fully immersed underwater. Furthermore Amalfi Mosaics are also independently tested by the CSIRO

INSTALLATION

Before you install Amalfi Mosaics, we recommend that you ensure that the correct quantity of tiles are present. We recommend to check the size, colour, shade and variations of the batch of tiles, to eliminate any discrepancies or misunderstandings about the tiles before you commence laying them. It's also recommended that you mix the tiles from several boxes to blend colours and to compensate for any inherent shade variation.

Crystal Glass Mosaics require a special adhesive (glue) Aus-crete provides a high performance flexible polymer fortified cement based adhesive that is used for installing glass tile and ceramic tile in swimming Pools.

TECHNICAL NOTES:

- **Pot Life:** 4 hours @ 20C
- **Open Time:** 30 Minutes @ 20C
- **Initial Set:** 6 Hours @ 20C
- **Time for Light Traffic:** 7 to 9 Hours @ 20C
- **Time for Heavy Traffic:** 72 Hours @ 20C

- **Tensile Strength:** Mixed with Aus-Bond Industrial Latex 2.3 – 2.5 mpa
- **Compressive Strength:** 25mpa after 28 days
- **Compressive Strength:** 15mpa after 4 days
- **Water Absorption:** 3.7mm (flexibility)
- **Application Thickness:** 2mm to 10mm
- **Colour:** White, Light Grey & Dark Grey
- **Coverage:** 6-8m² with a 6x6mm notch trowel.
- **Full cure:** Allow 7 days @22c prior to total submersion
- **Warranty:** Ten years

Render: (if Required) Should be a 4 to 1 Sand/ Portland cement mix gauged with Aus-Bond Industrial Latex or Aus-Crete Screed n Render: mixed with water

Surface Preparation: All substances must be clean and free from laitance, curing compounds, dirt, dust, grease, oil and any other contaminants that may inhibit bond. All substrates should be washed with clean water just prior to the application of the adhesive, Aus-Crete Premium Industrial: or render can be applied to damp surfaces.

Mixing: For best results mix Aus-Crete Premium Industrial: with 5.5 litres of clean water and mix with a slow speed mixer.

APPLICATION

Whilst not compulsory, a contrasting tile or step marker is a beneficial safety feature for your pool. It helps to highlight the edges of steps, benches and swim outs. Its also a great indicator of the depth of water for swimmers as they enter and exit the swimming pool.


Amalfi crystal glass mosaic's are ideal for a neat streamlined finish in your pool. The tiles are a clear glass, painted in selected colours then fully glazed with crystal glass. The colour is situated toward the back of the tiles resulting in a flawless three dimensional effect once in direct sunlight.

Amalfi melted glass mosaic's are a softer looking tile with a speckled effect, that allows your water to appear luminously vibrant yet soft and inviting. They have the ability to manipulate and magnify light, which gives a bright and clear shimmer.


CRYSTAL GLASS




TUSCANY
36mm x 36mm
Crystal Glass




SAN MARINO
36mm x 36mm
Crystal Glass




POSITANO
36mm x 36mm
Crystal Glass



NERO
36mm x 36mm
Crystal Glass



BIANCO
36mm x 36mm
Crystal Glass



PALERMO
36mm x 36mm
Crystal Glass




LUGANO
36mm x 36mm
Crystal Glass



TROPEA
36mm x 36mm
Crystal Glass



ANCONA
36mm x 36mm
Crystal Glass



RIMINI
36mm x 36mm
Crystal Glass

CERAMIC




**MIDNIGHT
MIRAGE**
48mm x 48mm
Ceramic



**DEEP
ATLANTIC**
48mm x 48mm
Ceramic



SEA SLATE
48mm x 48mm
Ceramic



**BERMUDA
BLUE**
48mm x 48mm
Ceramic



**SANTORINI
WHITE**
48mm x 48mm
Ceramic




**TUSCAN
BLACK**
48mm x 48mm
Ceramic



CASSANOVA
48mm x 48mm
Bella Italia



PALAZZO
48mm x 48mm
Bella Italia




SALERNO
48mm x 48mm
Bella Italia



VALENTINO
48mm x 48mm
Bella Italia



BASILICA
48mm x 48mm
Bella Italia



PARADISO
48mm x 48mm
Bella Italia



Luxurious | Elegant | Stylish



A division of



CONTACT US

MELBOURNE

Address: 27 Westwood Drive, Deer Park, Vic 3023
Phone: (03) 9390 0700
Email: sales@sunlineaustralia.com.au
Web: www.sunlineaustralia.com.au

ADELAIDE

Address: 155 William Street, Beverley SA, 5009
Phone: 0419 857 987
Email: info@sunlinesa.com.au
Web: www.sunlineaustralia.com.au

PERTH

Address: Unit 2, 10 Competition Way, Wangara WA 6065
Ph: (08) 9303 4347
Email: info@sunlinewa.com.au
Web: www.sunlineaustralia.com.au

 [sunline_australia](#)  [sunline australia](#)  [sunlineaustralia](#)

Sunline Australia (SA) does not represent or warrant that the information accessible via this publication is accurate, complete or current. Price and availability information are subject to change without notice. © Copyright 2016 SA. All rights are reserved.